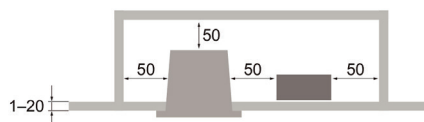
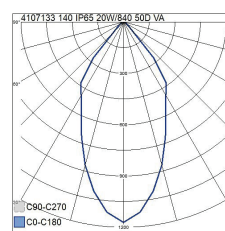
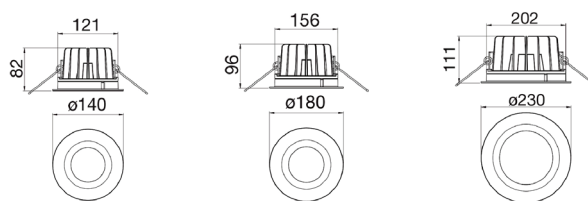




## Drop

Drop is a downlight range with full IP65 classification. The luminaires are made of durable, high-quality materials with UV and corrosion protection, which make them suitable for outdoor and indoor use in public spaces. With its IP classification, Drop is suitable for installation on overhangs and other external building surfaces. Choose the most suitable model for your space from three optional sizes and output levels, and two colour options.

- Aluminium housing and hardened glass diffuser.
- Satin-matt bevelled aluminium reflector. 20 W 50 D, 26 W 70 D and 39 W 70 D.
- White RAL 9003, silver RAL 9006, and anthracite.
- Protection class III
- Recessed mounting on a ceiling.
- Connection in a separate box.
- Installation height 2–6 m
- Fixed LED: 20 W 2,500 lm, 26 W 3,600 lm or 39 W 5,000 lm.
- Colour temperature: 4000. CRI > 80 / Ra > 80.
- MacAdam 3 SDCM.
- IP65/IP65.
- IK05.
- On/off.
- Ambient temperature range: -25 ... 25 °C
- Rated lifetime L80 100 000 h. (Ta25°C).
- Also available in 3000 K colour temperature, in black (RAL9005), and with the Dali system (IP21).



By order

### Drop 140

NO.	CODE		W	LM
4107133	A1DROA	140 IP65 20W/840 50D GLC WH	20	2500
4146596	A1DROB	140 IP65 20W/840 50D GLC SI	20	2500
	A1DROG	140 IP65 20W/840 50D GLC BK	20	2500

### Drop 180

NO.	CODE		W	LM
4146597	A1DROC	180 IP65 26W/840 70D GLC WH	26	3600
4146598	A1DROD	180 IP65 26W/840 70D GLC SI	26	3600
	A1DROH	180 IP65 26W/840 70D GLC BK	26	3600

### Drop 230

NO.	CODE		W	LM
4146599	A1DROE	230 IP65 39W/840 70D GLC WH	39	5100
4146600	A1DROF	230 IP65 39W/840 70D GLC SI	39	5100
	A1DROI	230 IP65 39W/840 70D GLC BK	39	5100

